

Traffic Report

Traffic Overview from Sun Jun 1 2025 to Tue Jul 1 2025

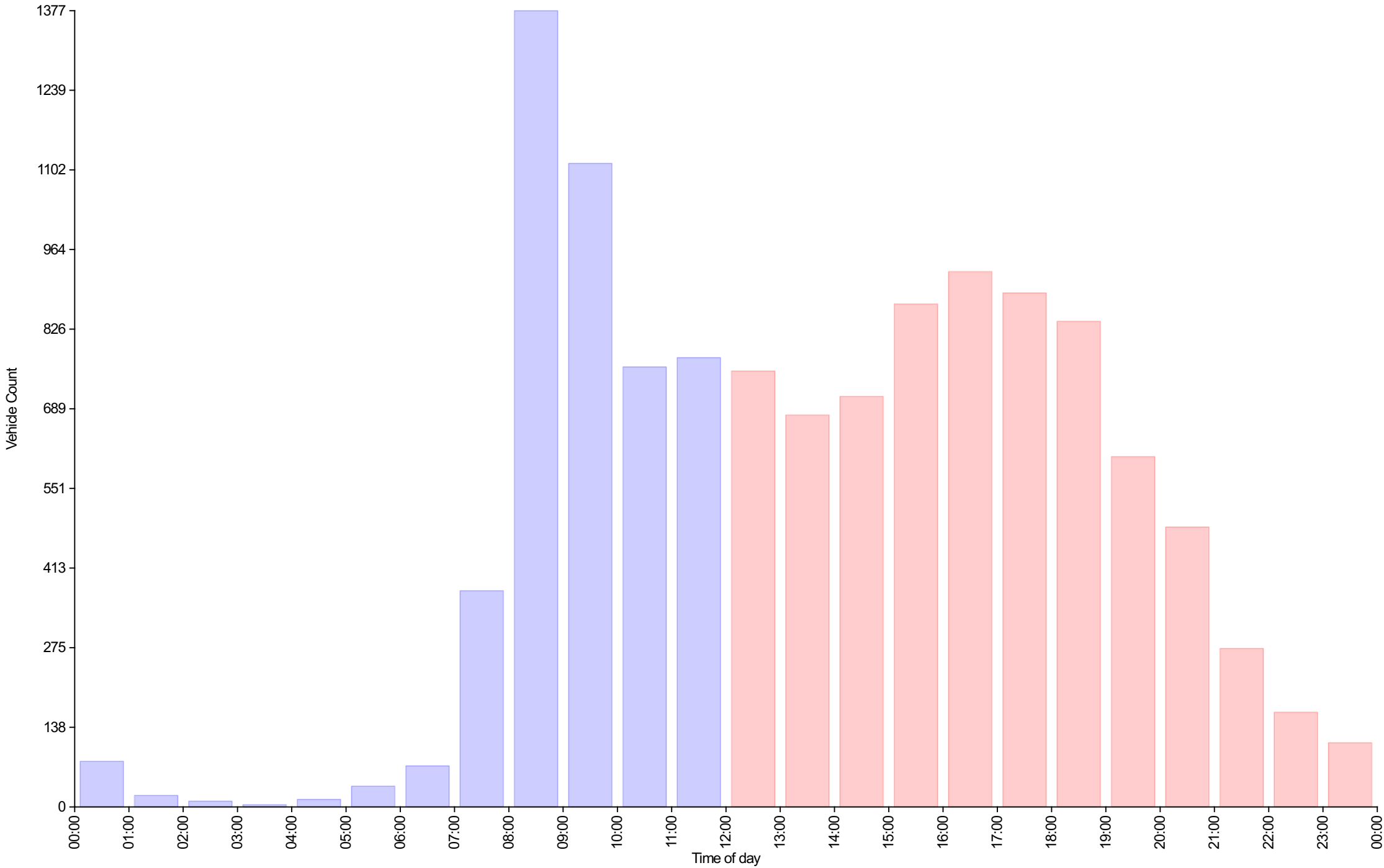
Vehicle Speed Classes (Mph)

	<15	15 20	20 25	25 30	30 35	35 40	40 45	45 50	50 55	55 60	60 65	65 70	>70	Total	85th Percentile
00:00	1	4	31	27	9	7	0	0	0	0	0	0	0	79	31.3
01:00	1	2	3	6	4	4	0	0	0	0	0	0	0	20	35.0
02:00	0	1	4	3	0	2	0	0	0	0	0	0	0	10	32.5
03:00	0	0	1	2	1	0	0	0	0	0	0	0	0	4	29.6
04:00	1	0	2	3	7	0	0	0	0	0	0	0	0	13	32.7
05:00	0	1	13	6	8	8	0	0	0	0	0	0	0	36	34.3
06:00	1	2	14	20	27	7	0	0	0	0	0	0	0	71	33.1
07:00	7	6	92	142	98	28	1	0	0	0	0	0	0	374	32.4
08:00	43	106	486	479	224	36	3	0	0	0	0	0	0	1377	29.7
09:00	18	57	356	438	200	37	6	1	0	0	0	0	0	1113	30.3
10:00	18	90	288	235	106	23	1	0	0	0	0	0	0	761	29.5
11:00	14	81	286	276	94	23	2	1	0	0	0	0	0	777	29.1
12:00	19	85	268	250	105	25	2	0	0	0	0	0	0	754	29.8
13:00	23	66	236	233	92	26	2	0	0	0	0	0	0	678	29.8
14:00	18	60	242	242	113	25	10	0	0	0	0	0	0	710	30.2
15:00	11	82	319	311	112	33	2	0	0	0	0	0	0	870	29.4
16:00	17	60	356	313	140	35	4	0	1	0	0	0	0	926	30.2
17:00	11	77	327	290	147	26	11	0	0	0	0	0	0	889	30.2
18:00	27	54	249	314	157	28	11	0	0	0	0	0	0	840	30.5
19:00	8	39	199	220	109	26	4	1	0	0	0	0	0	606	30.6
20:00	6	36	141	182	93	21	2	3	0	0	0	0	0	484	31.1
21:00	3	8	88	104	57	10	3	0	1	0	0	0	0	274	30.8
22:00	4	8	55	63	23	9	1	1	0	0	0	0	0	164	30.6
23:00	2	7	36	33	18	13	2	0	0	0	0	0	0	111	32.9
AM Total	104	350	1576	1637	778	175	13	2	0	0	0	0	0		
PM Total	149	582	2516	2555	1166	277	54	5	2	0	0	0	0		
Total	253	932	4092	4192	1944	452	67	7	2	0	0	0	0		
Percent	2.12%	7.81%	34.27%	35.11%	16.28%	3.79%	0.56%	0.06%	0.02%	0.00%	0.00%	0.00%	0.00%		

Total Vehicles : 11941
 30th Percentile : 22.2 MPH
 50th Percentile : 24.8 MPH
 85th Percentile : 30.2 MPH
 95th Percentile : 33.7 MPH
 Average Speed : 25.5 MPH
 Highest Speed : 50.4 MPH
 Speed Limit: 20 Mph
 Total Over Speed Limit: 90.1 % (10756 / 11941)

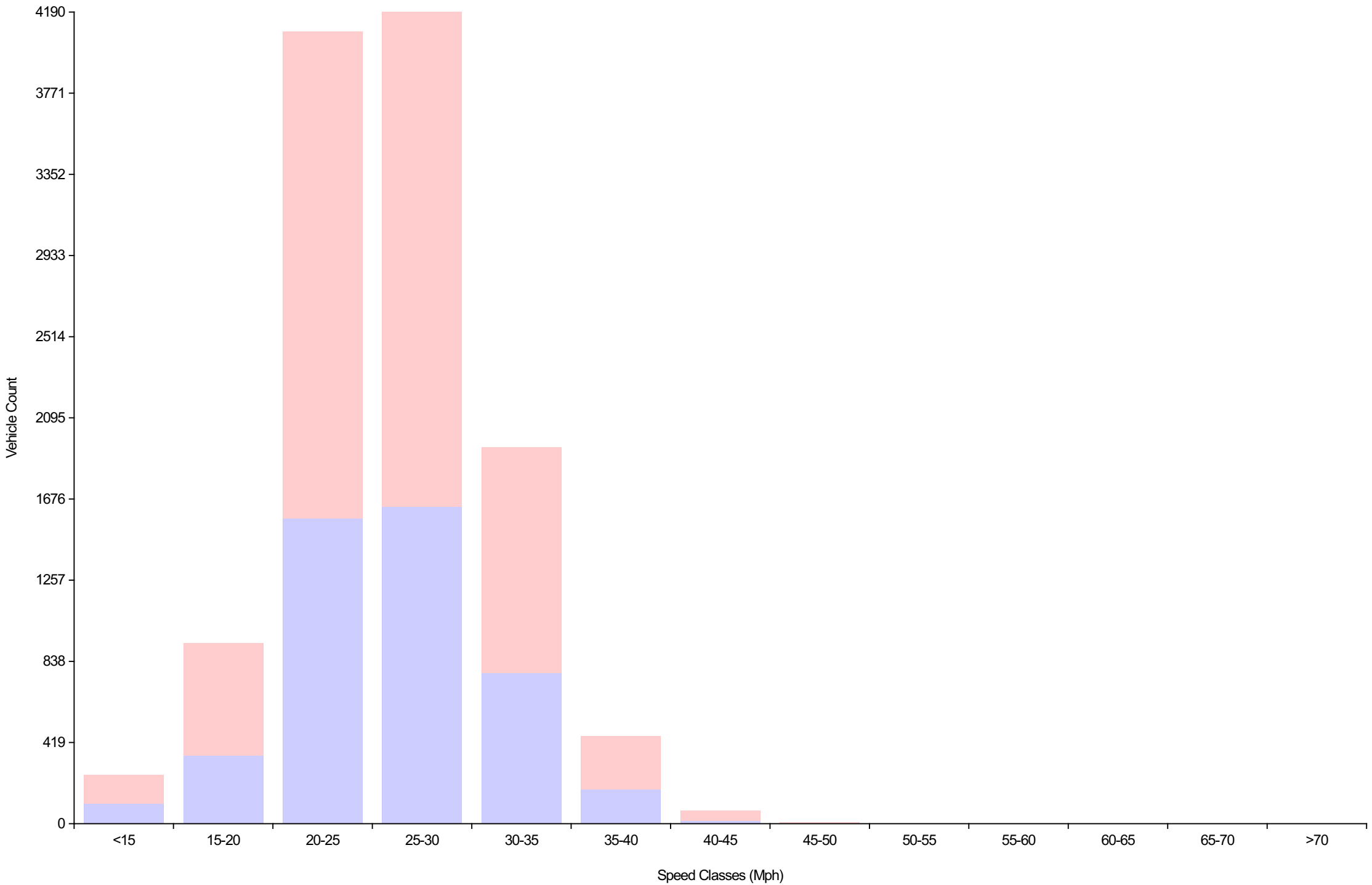
Vehicle Counts By Hour

Traffic Overview from Sun Jun 1 2025 to Tue Jul 1 2025
(60 Minute Resolution)



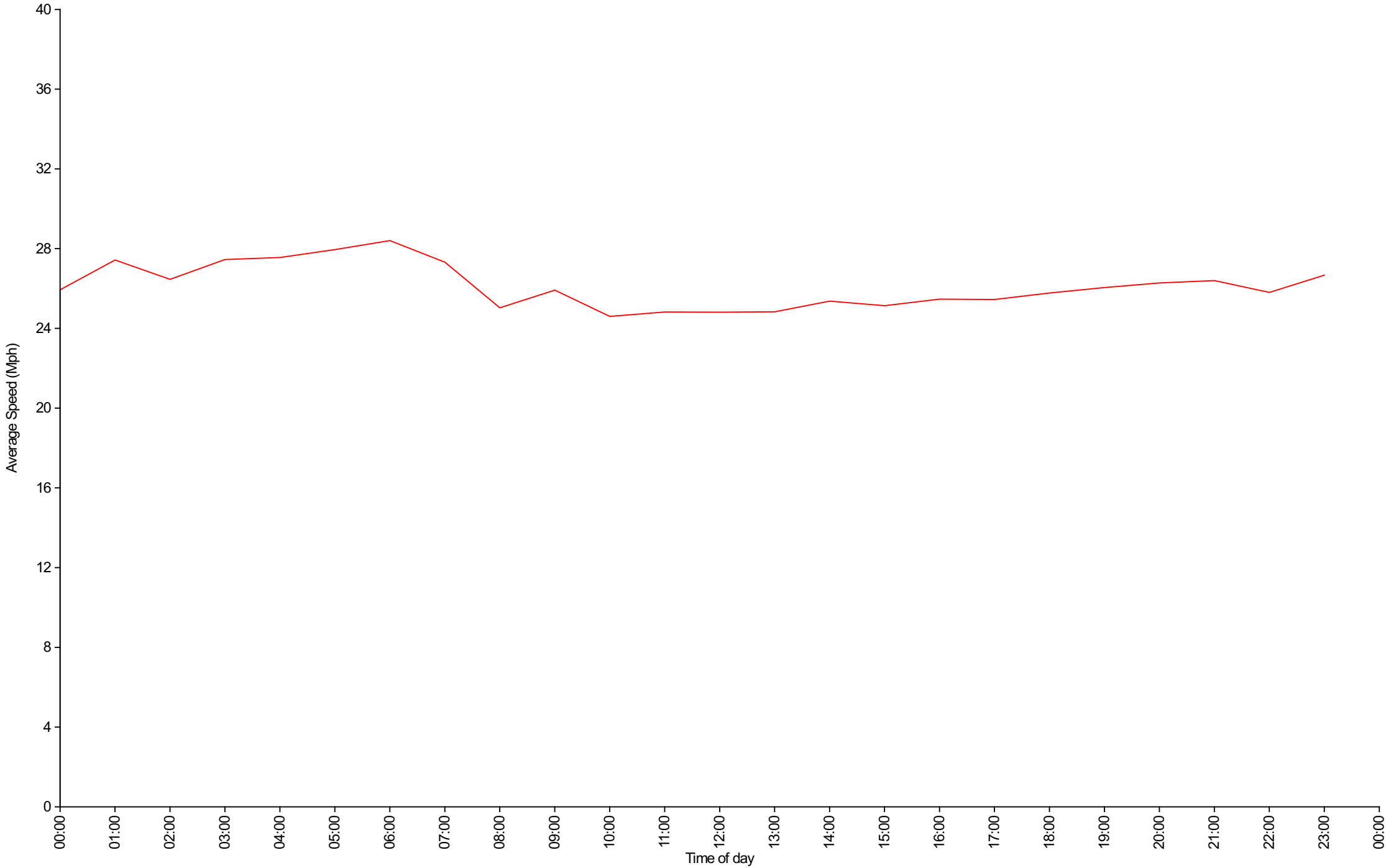
Vehicle Counts By Speed Class

Traffic Overview from Sun Jun 1 2025 to Tue Jul 1 2025



Average Speed By Hour

Traffic Overview from Sun Jun 1 2025 to Tue Jul 1 2025
(60 Minute Resolution)



Cumulative Speed Distribution Curve

Traffic Overview from Sun Jun 1 2025 to Tue Jul 1 2025

